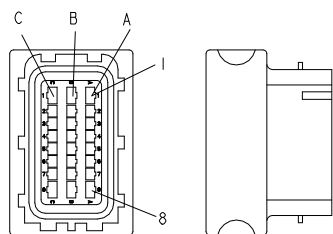
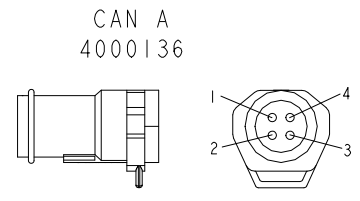
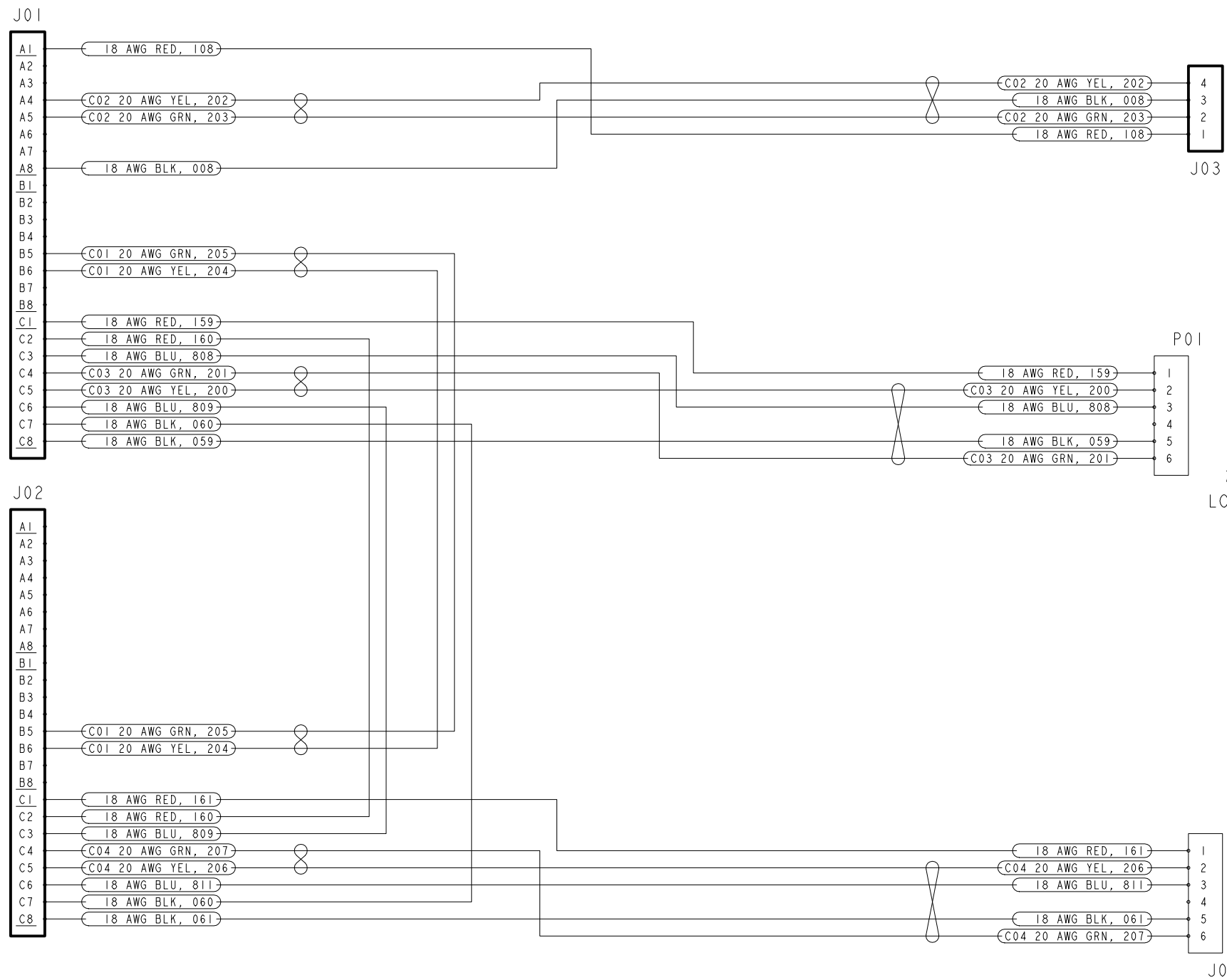


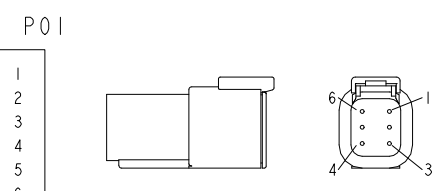
2001852-24A
CAN A MODULE



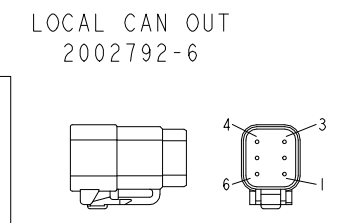
2001852-24A
LOCAL MODULE



J03



2002791-6
LOCAL CAN IN



J04

| Line No. | CIRCUIT | SIGNAL | WIRE | COLOR | GAUGE |
|----------|---------|----------------------|------------|-------|-------|
| 1 | 008 | CAN A GROUND | 2000976-0 | BLK | 18 |
| 2 | 059 | LOCAL CAN IN GROUND | 2000976-0 | BLK | 18 |
| 3 | 060 | CAN GROUND BRIDGE | 2000976-0 | BLK | 18 |
| 4 | 061 | LOCAL CAN GROUND OUT | 2000976-0 | BLK | 18 |
| 5 | 108 | CAN A POWER | 2000976-2 | RED | 18 |
| 6 | 159 | LOCAL CAN IN POWER | 2000976-2 | RED | 18 |
| 7 | 160 | CAN POWER BRIDGE | 2000976-2 | RED | 18 |
| 8 | 161 | LOCAL CAN POWER OUT | 2000976-2 | RED | 18 |
| 9 | 200 | LOCAL CAN HIGH IN | 20_AWG_YEL | YEL | 20 |
| 10 | 201 | LOCAL CAN LOW IN | 20_AWG_GRN | GRN | 20 |
| 11 | 202 | CAN A HIGH | 20_AWG_YEL | YEL | 20 |

| Line No. | CIRCUIT | SIGNAL | WIRE | COLOR | GAUGE |
|----------|---------|-----------------------|------------|-------|-------|
| 12 | 203 | CAN A LOW | 20_AWG_GRN | GRN | 20 |
| 13 | 204 | LOCAL CAN HIGH BRIDGE | 20_AWG_YEL | YEL | 20 |
| 14 | 205 | LOCAL CAN LOW BRIDGE | 20_AWG_GRN | GRN | 20 |
| 15 | 206 | LOCAL CAN HIGH OUT | 20_AWG_YEL | YEL | 20 |
| 16 | 207 | LOCAL CAN LOW OUT | 20_AWG_GRN | GRN | 20 |
| 17 | 808 | INDEX IN | 2000976-6 | BLU | 18 |
| 18 | 809 | INDEX BRIDGE | 2000976-6 | BLU | 18 |
| 19 | 811 | INDEX OUT | 2000976-6 | BLU | 18 |

| | | |
|-----|---------|--|
| *** | *** | 2202 SOUTH RIVERSIDE DR. AMES, IA 50010 |
| *** | *** | |
| *** | *** | |
| *** | *** | |
| *** | *** | FORMAT: SIZE B - 11" X 17" |
| *** | *** | SEE PART DRAWING FOR OFFICIAL REVISION HISTORY |
| *** | *** | PART NOUN - DESCRIPTION: DUAL MODULE CAN BREAKOUT |
| *** | *** | |
| 1 | 3-11-21 | |
| REV | DATE | PART NO: 4006742 |
| | | REV: 1 |